

Cancer Roadshows 2015

Feedback from pilot events

Abridged version

V1.1

Contents

1.	Introduction	3
2.	Summary	3
3.	General feedback on event	5
4.	Feedback on presentations	6
5.	Feedback on table sessions	7

1. Introduction

Public Health England and the Strategic Clinical Networks are running a series of roadshows. The aim of the roadshows is to ensure that commissioners, clinicians and data managers are fully aware of the range of cancer data being collected, the ways in which these data are fed back, and the consequent opportunities for improving cancer outcomes.

We have held two initial pilot events in London and Liverpool and asked delegates for feedback on the content and format which has now been reviewed. This report provides an overview of that feedback. Alongside this facilitators and presenters at the two pilot events were also asked for feedback and the organising group has considered all of these in order to identify issues for consideration and resulting changes to future events. These are all included in the summary below.

Acknowledgements and thanks are due to all those who have contributed to these events so far, from arranging venues and refreshments to presenting and facilitating tables and we hope that the remaining events will continue to be equally successful.

2. Summary

Responses - A total of 84 delegates attended the London events and over 100 attended the Liverpool events. Of these about 20% from each event completed the evaluation survey although a number of other comments on the day have also been taken into account in reviewing the pilot events. (Low response rate for the London event is believed to be largely due to a technical problem with the survey itself).

General - Feedback was in the main extremely positive with few criticisms. All respondents reported a positive rating for the events and an increase in knowledge as a result. Feedback on the day was also positive and the events will therefore continue with minor modifications to the format – we will shorten the café slots and allow a half hour plenary at the end to summarise and enable delegates to ask any further questions. We may also need to adapt the format to meet specific local circumstances where necessary. We will also send out the agenda in advance of the meeting so delegates have a better idea of what to expect on the day.

Length - The length of the roadshow was largely seen as about right with a small number of respondents finding it either too long or too short. Overall we feel that the length is therefore reasonable although there is necessarily a packed agenda and we will be modifying the format slightly in light of this.

Presentations – All presentations were well received and organisers noted a particularly positive response on the day to those which were given by clinicians. We will therefore continue to invite clinical speakers from the local area where possible. There were some varied comments on the length and content of the presentations

and we recognise that this is a long session for delegates to sit through. We will include Q and A sessions at appropriate points to break this up and will also consider whether these can be amalgamated for future events. Presentations will need to be reviewed and may need to be updated for each event.

Tables (usefulness) – Table sessions were mostly felt to be useful and we will continue with the same combination. It is worth noting that many delegates were previously unaware of the Diagnostic Imaging Dataset and that there were some specific disappointments that we were unable to cover the Radiotherapy Dataset on the day for both events. Due to unforeseen circumstances we were also unable to fully cover the audit table at the Liverpool sessions. We will seek to ensure that there are a minimum of two people able to cover each topic where possible so that cross cover can be provided.

Tables (accessibility) – There were some issues regarding access for the tables at both pilot events, internet was erratic in London, monitors were not always easy to see and sometimes facilitators couldn't be heard. There was also uneven take up of each slot. We will in future seek to address these issues by double checking internet access and monitors in advance and asking delegates to preselect their three slots so we can distribute more evenly. We will also be shortening the length of time for each slot. We will continue to review this format and will make further modifications as needed.

Written materials – a number of requests were made on the day regarding a short crib sheet of contacts for the topics covered. We will produce a summary sheet which will be included in the delegates pack and also be available on the webpage. There were also requests for summary information for each of the café tables. Flyers are included in the delegates pack where available and we will discuss this further with facilitators.

Please note that numbers in the graphs following refer to number of respondents unless otherwise stated.

3. General feedback on event

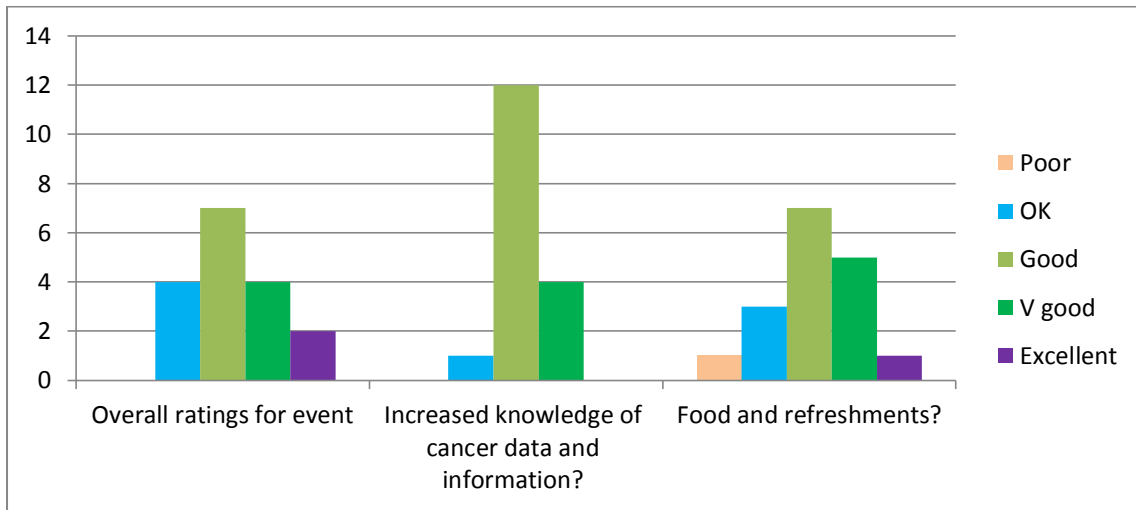


Chart 1a General feedback – London

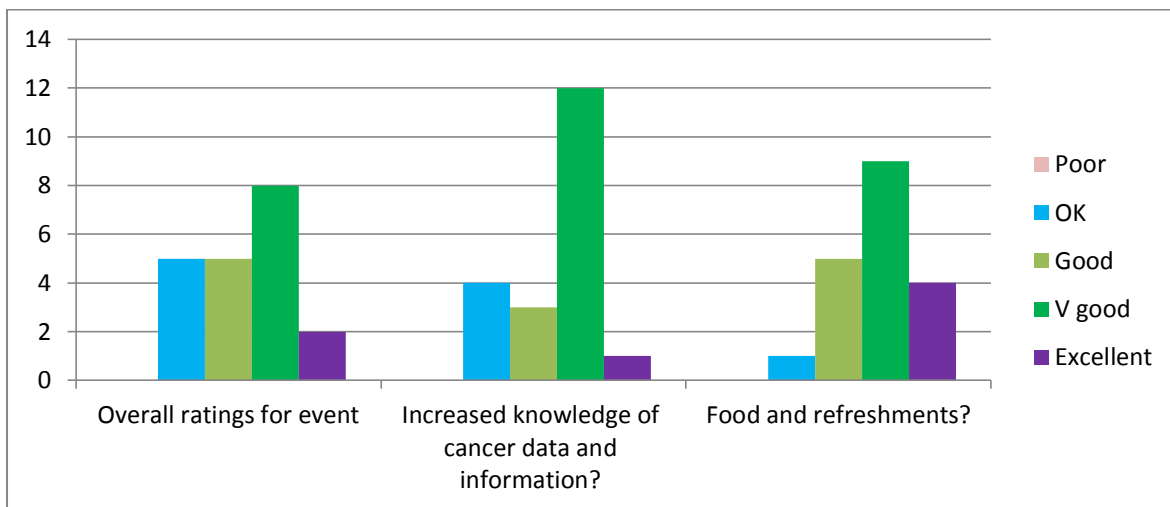


Chart 1b General feedback – Liverpool

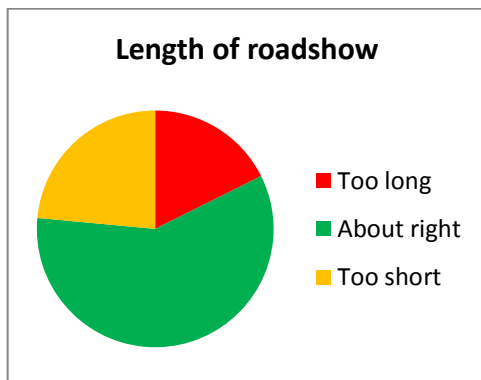


Chart 2a Length of roadshow – London

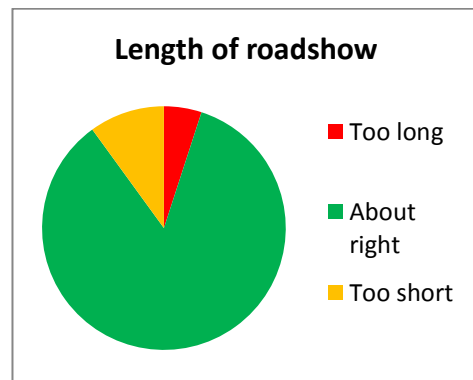


Chart 2b Length of roadshow – Liverpool

4. Feedback on presentations

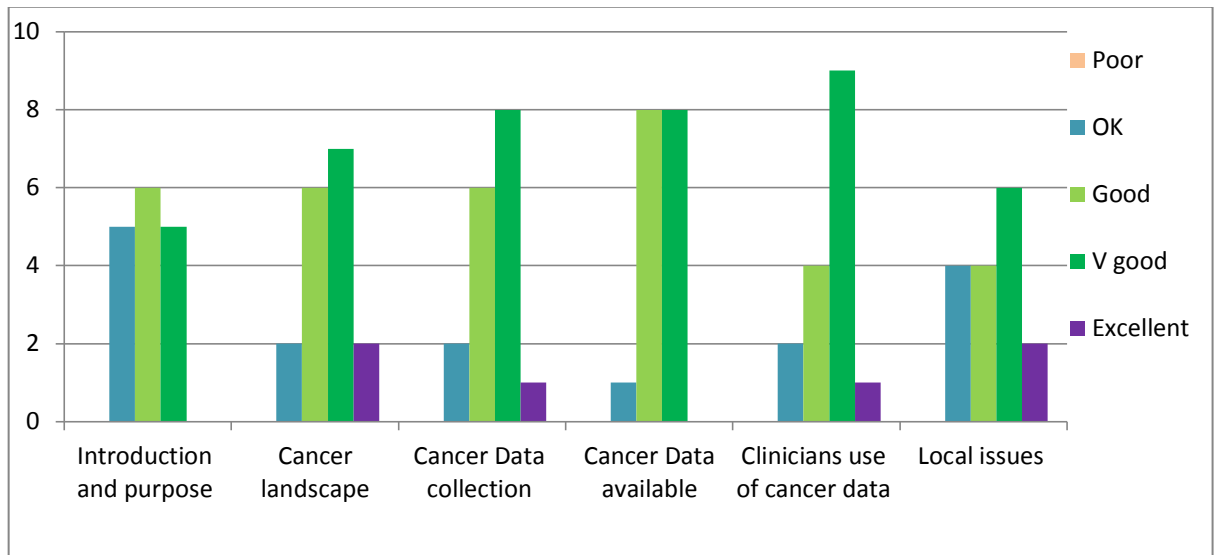


Chart 3a Presentations – London

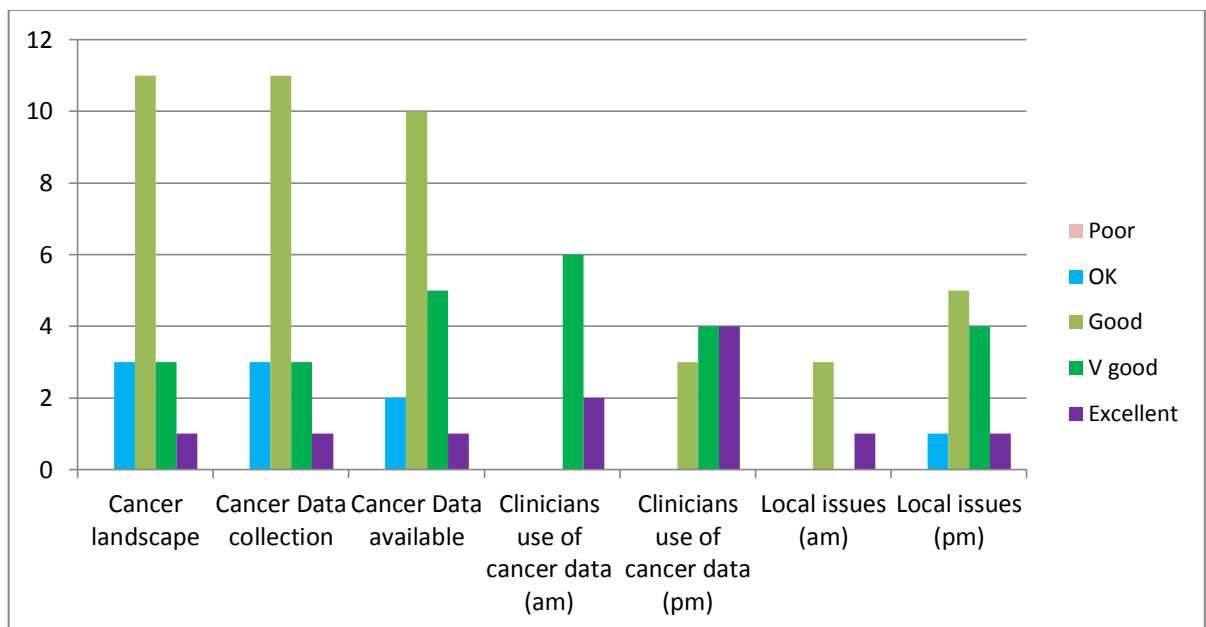


Chart 3b Presentations – Liverpool

5. Feedback on table sessions

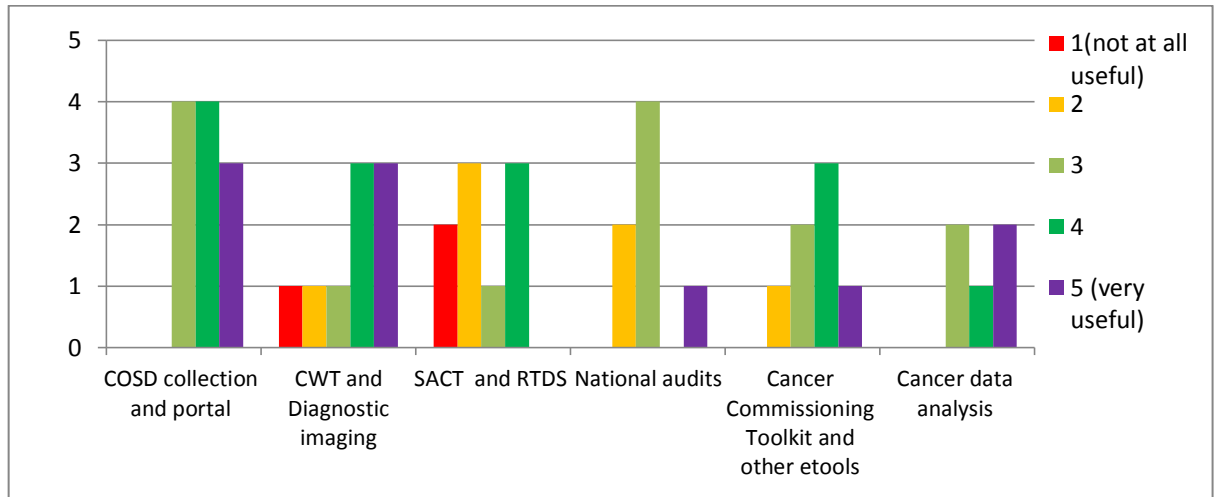


Chart 4a – Tables usefulness – London

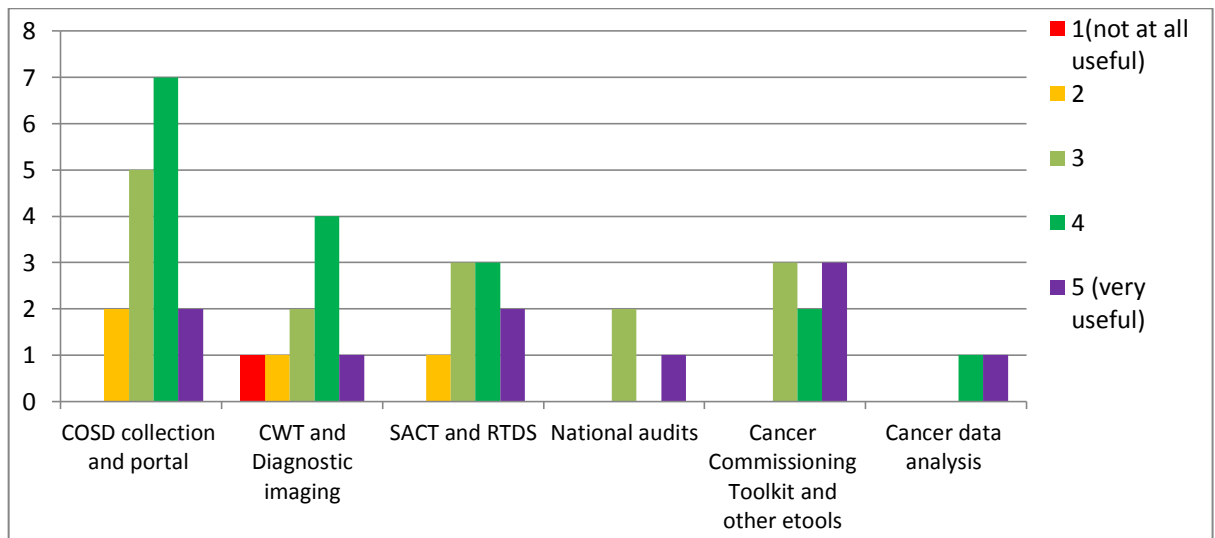


Chart 4b Tables usefulness – Liverpool

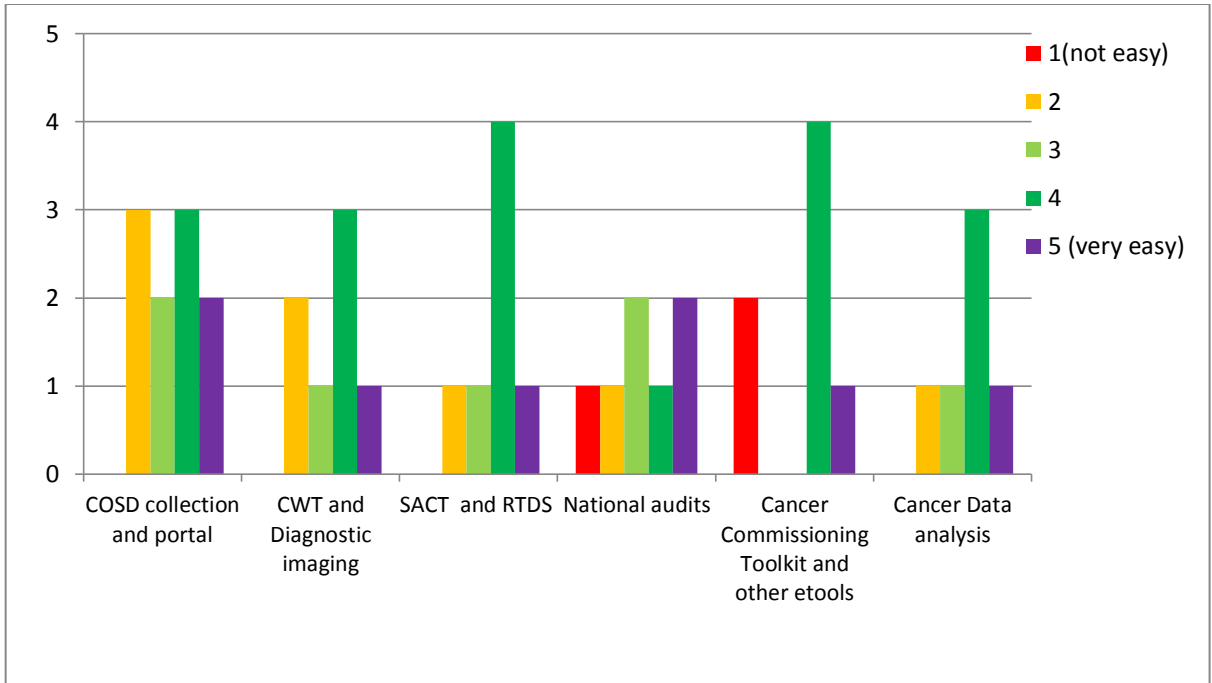


Chart 5a Tables ease of viewing/hearing – London

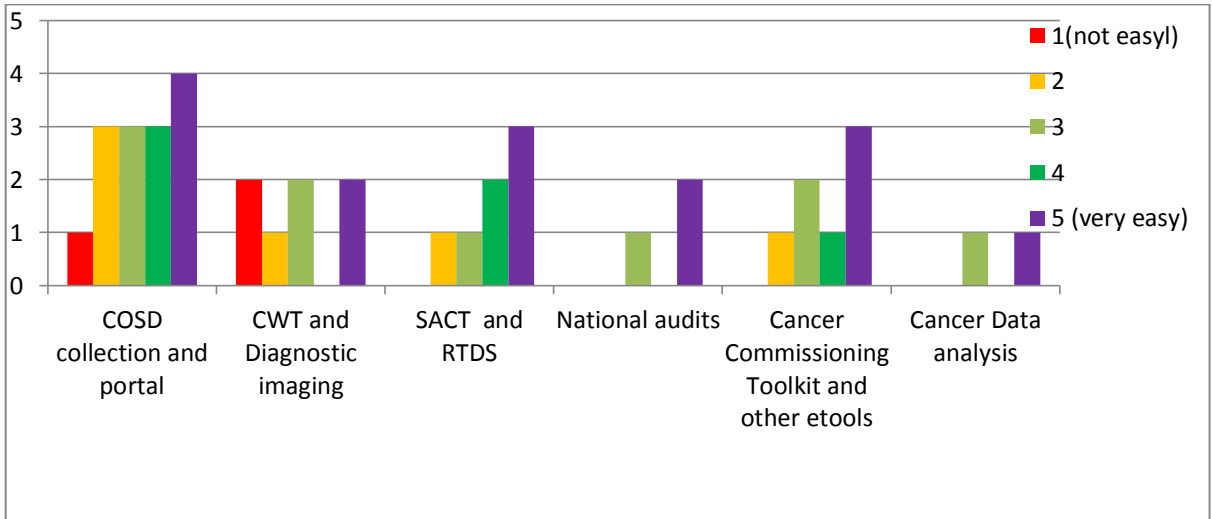


Chart 5b Tables ease of viewing/hearing - Liverpool

