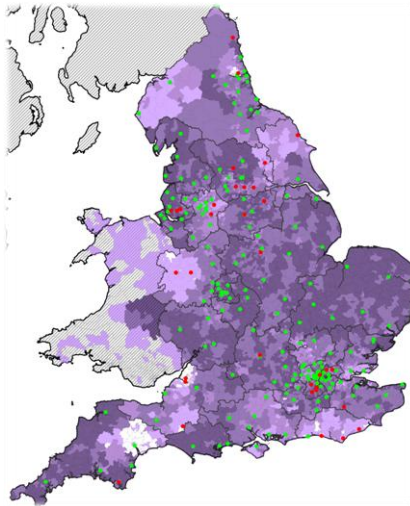


Ensuring variations in clinical practice are represented accurately in the new national cancer chemotherapy (SACT) programme

Dr Ken Lloyd, Sue Forsey and Mike Wallington

### SACT programme – two year implementation period



#### After first 12 months:

84% of trusts submitting data

101,000 patient records

185,000 regimens recorded

## Why is accurate recording of variations in practice so important?

Achieving a balance:



**SACT** Systemic Anti-Cancer Therapy  
Chemotherapy Dataset

**NCIN**  
national cancer  
intelligence network  
Using evidence to improve cancer practice

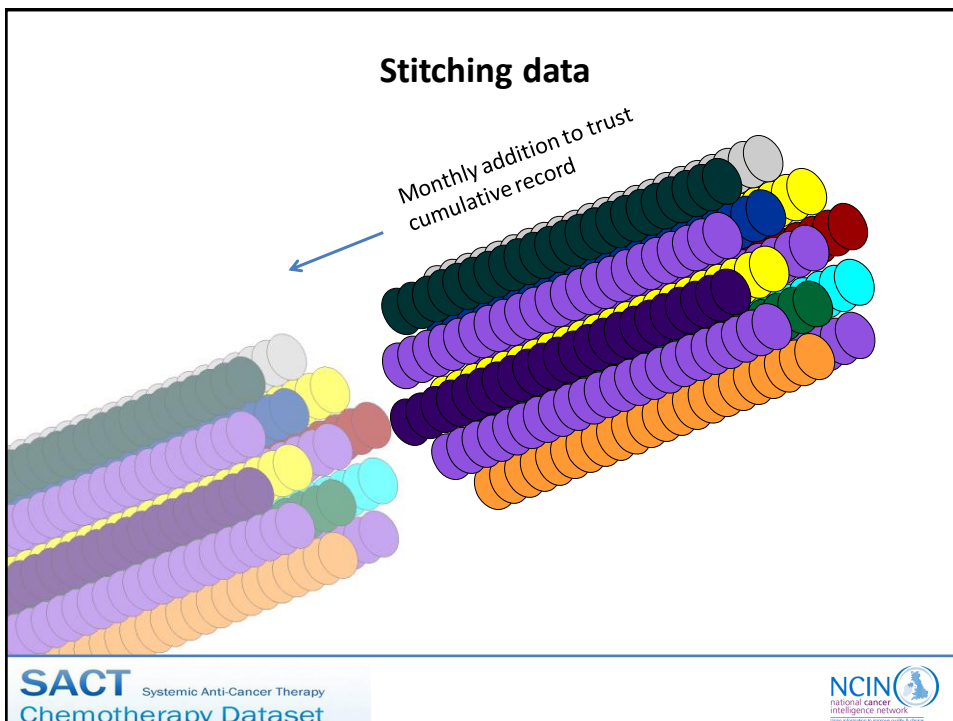
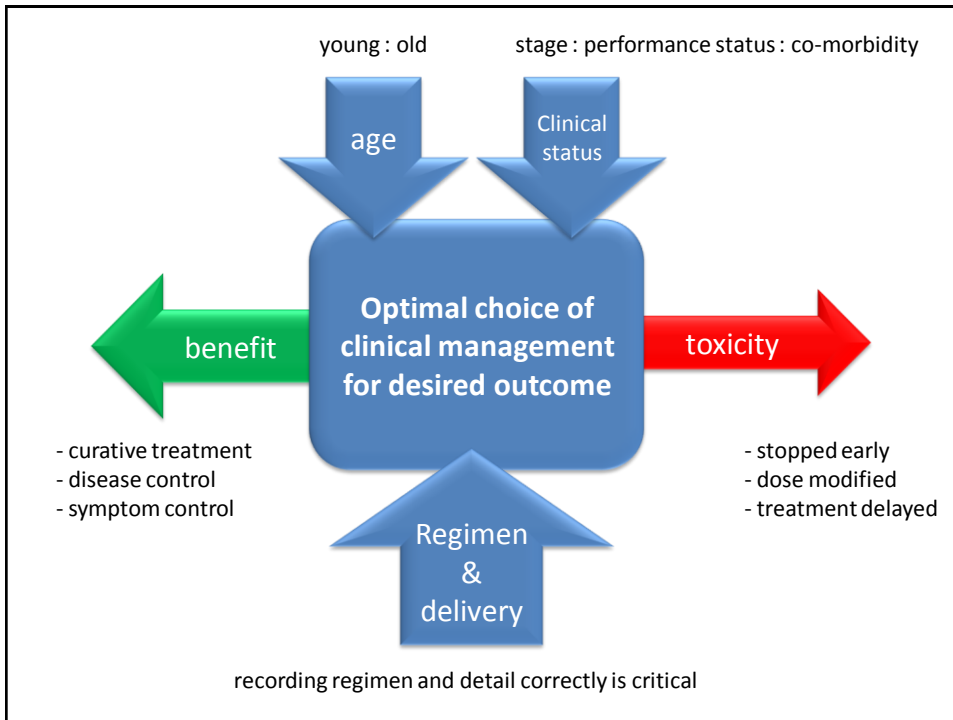
## Why is accurate recording of variations in practice so important?

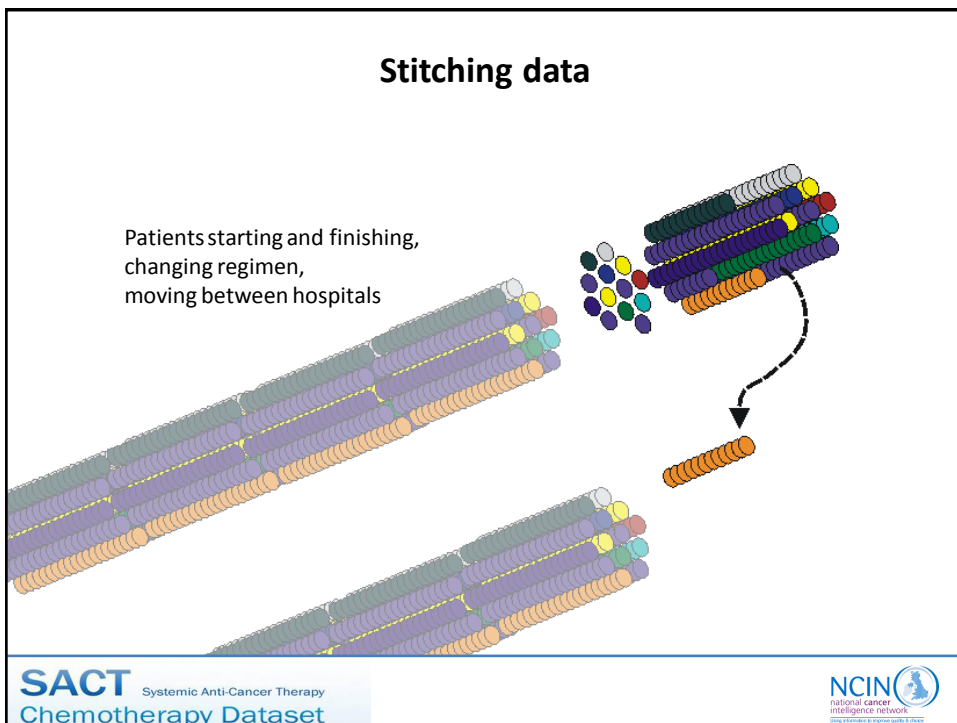
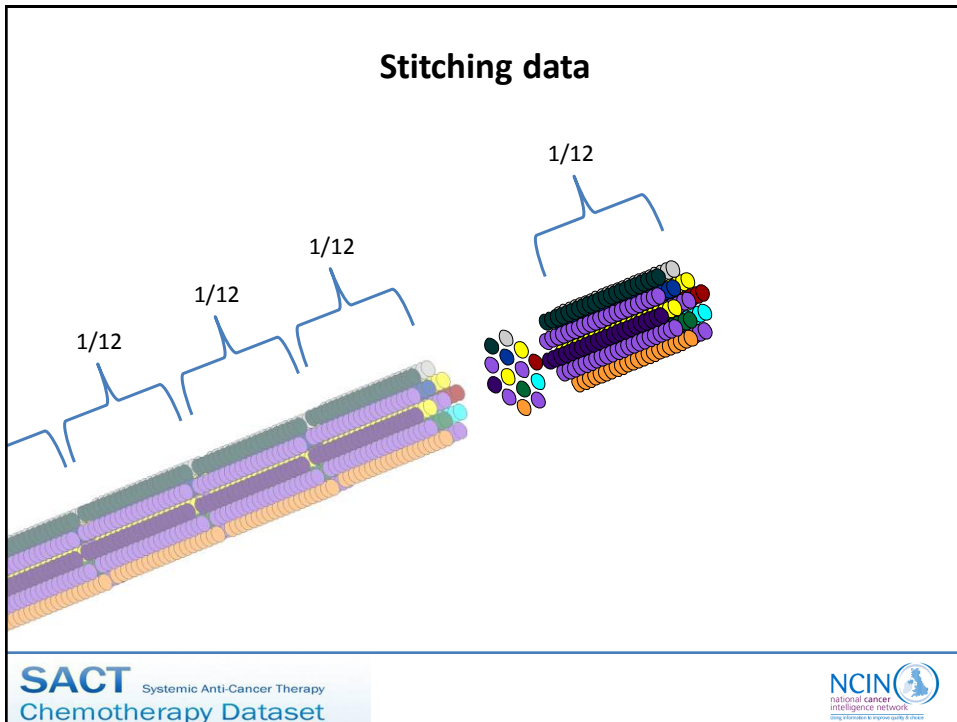
Ineffective drug  
**or** insufficient dose  
of effective drug



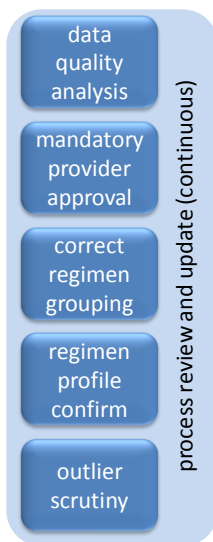
**SACT** Systemic Anti-Cancer Therapy  
Chemotherapy Dataset

**NCIN**  
national cancer  
intelligence network  
Using evidence to improve cancer practice





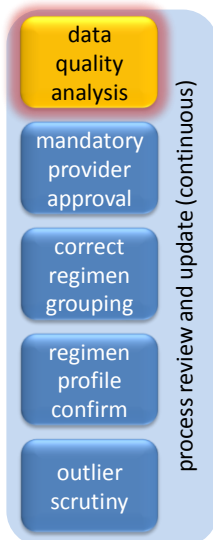
## SACT data and reporting quality assurance processes



Chemotherapy data are complex and data relating to a single patient will typically extent over months or years

Multi-stage technical and clinical quality assurance processes are required to ensure that analyses and aggregated data are of high quality

## SACT data and reporting quality assurance processes



**File Details**

RBA-01060 Copy of chemotherapy data set - clin status programme and regimen april-may 2012 - Final (For Ch.csv [csv] Approved ✓)

16/06/2012 02:34:57

This file contains the details of **193** patients with Cycles started between **26/03/2012** and **05/06/2012** in

809 individual records, of which :-	809
0 are fully valid	0.0 %
679 are partially valid	83.9 %
130 contain errors (and will not be uploaded)	16.1 %

File uploaded by: [redacted] Org Codes: RBA11

---

**File Details**

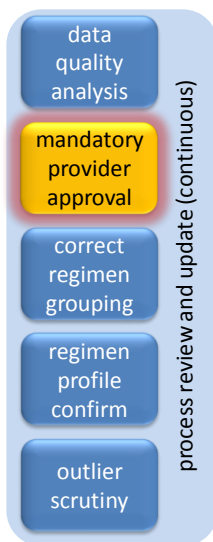
Hide

**Overall quality of submitted data in file** (Mandatory fields are marked in red)

Field	Passed	Errors	Missing	Warning	Notes
NHS_number	809	0	0	0	
Date_of_birth	809	0	0	0	
Gender_current	809	0	0	0	
Ethnicity	779	0	0	30	Warning: Field is missing from some records.
Patient_postcode	796	13	0	0	Field is too short in 1 record. [more ]
GP_Practice_Code	806	0	0	3	Warning: Field is missing from some records.
Consultant_GHC_code	131	0	0	678	Warning: Field is missing from some records. [more ]
Consultant_speciality_code	790	0	0	19	Warning: Field is missing from some records.
Organisation_code_of_provider	809	0	0	0	
Primary_diagnosis	525	0	0	284	284 records contained unrequired character(s) which were removed. [more ]
Morphology	469	0	0	340	Warning: 'M85003' is not recognised [more ]
Stage_of_disease_at_start_of_programme	585	0	0	224	Warning: Field is missing from some records.

Mandatory fields with faults are marked in red. Fields marked as warning are currently allowed but will become errors or missing in the future.

## SACT data and reporting quality assurance processes



**Provider Approval**

**Process Duplicate Regimens**

Review uploaded data

Summary for: [dropdown]

There are no files currently waiting for approval.

Summary of merged data which has been submitted between 01/03/2013 and 31/03/2013

Data for: May 2013 Apr 2013 **Mar 2013** Feb 2013 Jan 2013 Dec 2012 Nov 2012 Oct 2012 Sep 2012

Activity Summary	Mar 2013	Feb 2013	Jan 2013
Patients receiving drug treatments	457	457	514
New regimen starts	168	279	362
New cycle starts	743	775	887

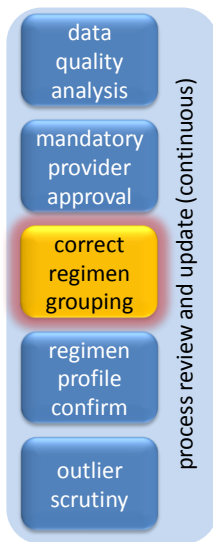
(zero or low count values may indicate missing data in the uploaded files)

Diagnosis	Regimens			Cycles		
	Mar 2013	Feb 2013	Jan 2013	Mar 2013	Feb 2013	Jan 2013
benign Brain or CNS	0	1	0	2	1	0
Brain/CNS	3	3	4	8	9	8
Breast	24	43	41	130	144	158
ca in situ Breast	0	0	3	4	5	1
ca in situ Digestive Other	0	0	3	0	0	3
ca in situ Gynae or Urology	0	2	1	4	1	4
ca in situ Other	2	0	0	2	0	0
ca in situ Skin	0	0	1	0	0	2
Endocrine	0	0	3	2	2	4
Gynae	3	3	14	17	25	44
Head and Neck	2	11	7	11	16	13
Leukaemia	8	13	8	25	26	25
Lower GI	21	24	44	98	111	121
None	17	20	52	74	76	107

**SACT** Systemic Anti-Cancer Therapy  
Chemotherapy Dataset



## SACT data and reporting quality assurance processes

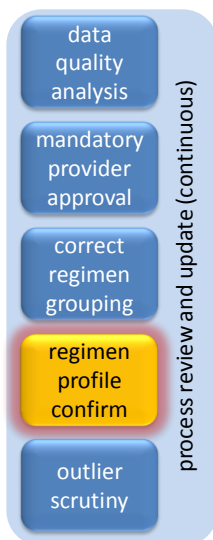


(JWH) East and North Hertfordshire NHS Trust	CET500POLFOX/OP	CETUXIMAB + IRINOTECAN + MDG	CIU mapped to known regimen
(RWH) East and North Hertfordshire NHS Trust	CET500POLFOX/OP	CETUXIMAB + OXALIPLATIN + MDG	CIU mapped to known regimen
(RWH) East and North Hertfordshire NHS Trust	CIS100/VINO25	CISPLATIN + VINORELBINE	CIU mapped to known regimen
(RWH) East and North Hertfordshire NHS Trust	CIS100/VINO25 2>	CISPLATIN + VINORELBINE	CIU mapped to known regimen
(RWH) East and North Hertfordshire NHS Trust	CIS50/VINO60	CISPLATIN + VINORELBINE	CIU mapped to known regimen
(RWH) East and North Hertfordshire NHS Trust	CIS50/VINO60 2>	CISPLATIN + VINORELBINE	CIU mapped to known regimen
(RWH) East and North Hertfordshire NHS Trust	CIS50/VINOEL 50	CISPLATIN + VINORELBINE	CIU mapped to known regimen
(RWH) East and North Hertfordshire NHS Trust	CIS50/VINOEL25	CISPLATIN + VINORELBINE	CIU mapped to known regimen
(RWH) East and North Hertfordshire NHS Trust	CIS50/VINO 25 2>	CISPLATIN + VINORELBINE	CIU mapped to known regimen
(RWH) East and North Hertfordshire NHS Trust	CIS50/VINOEL25	CISPLATIN + VINORELBINE	CIU mapped to known regimen
(RWH) East and North Hertfordshire NHS Trust	CISP+GEM(DAY1&8)	CISPLATIN + GEMCITABINE	CIU mapped to known regimen
(RWH) East and North Hertfordshire NHS Trust	DOCETAX/PRED 2>	DOCETAXEL	CIU mapped to known regimen
(RWH) East and North Hertfordshire NHS Trust	Docetaxel 100	DOCETAXEL	CIU mapped to known regimen
(RWH) East and North Hertfordshire NHS Trust	Docetaxel 75	DOCETAXEL	CIU mapped to known regimen
(RWH) East and North Hertfordshire NHS Trust	DOCETAXEL 75 2>	DOCETAXEL	CIU mapped to known regimen
(RWH) East and North Hertfordshire NHS Trust	DOCETAXEL/PRED	DOCETAXEL	CIU mapped to known regimen
(RWH) East and North Hertfordshire NHS Trust	E Carbo X	ECARBOX	CIU mapped to known regimen
(RWH) East and North Hertfordshire NHS Trust	EOX	EOX	Matched OPCS 4.6 regimen
(RWH) East and North Hertfordshire NHS Trust	EOX	EOX	Matched OPCS 4.6 regimen
(RWH) East and North Hertfordshire NHS Trust	EPIDUBICIN	EPIDUBICIN	Matched OPCS 4.6 regimen
(RWH) East and North Hertfordshire NHS Trust	EPIDUBICIN WKLY	EPIDUBICIN	CIU mapped to known regimen
(RWH) East and North Hertfordshire NHS Trust	Eribulin	ERIBULIN	CIU mapped to known regimen
(RWH) East and North Hertfordshire NHS Trust	ERLOTINIB PO	ERLOTINIB	CIU mapped to known regimen
(RWH) East and North Hertfordshire NHS Trust	EXO	EXO	CIU mapped to known regimen
(RWH) East and North Hertfordshire NHS Trust	FEC 100	FEC 100	Matched OPCS 4.6 regimen
(RWH) East and North Hertfordshire NHS Trust	FEC 100 #2	FEC 100	CIU mapped to known regimen
(RWH) East and North Hertfordshire NHS Trust	FEC 100 #3	FEC 100	CIU mapped to known regimen
(RWH) East and North Hertfordshire NHS Trust	FEC 75	FEC 60 OR 75	CIU mapped to known regimen

**SACT** Systemic Anti-Cancer Therapy  
Chemotherapy Dataset



## SACT data and reporting quality assurance processes

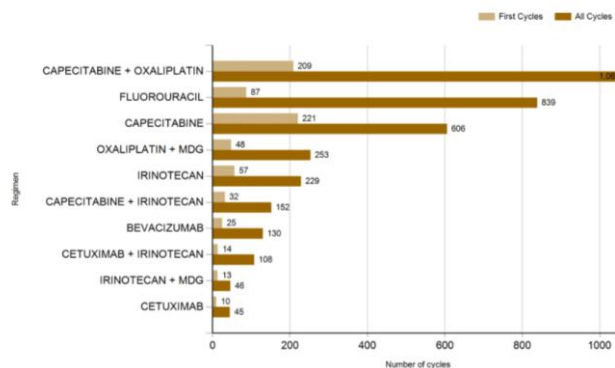


### Top Regimens by Diagnostic Group

Lower GI

NHS Foundation Trust

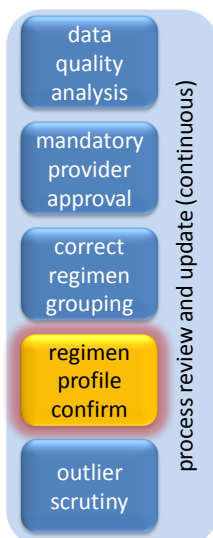
Data received for April 2012 - December 2012. Patients aged 16 and over



**SACT** Systemic Anti-Cancer Therapy  
Chemotherapy Dataset

**NCIN** national cancer intelligence network  
Data provided in accordance with SACT

## SACT data and reporting quality assurance processes

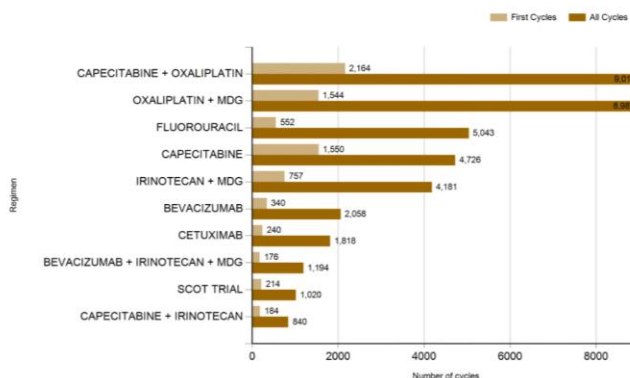


### Top Regimens by Diagnostic Group

Lower GI

All submitting trusts aggregated

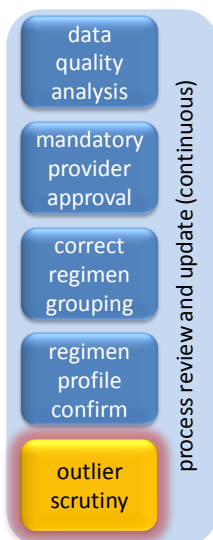
Data received for April 2012 - December 2012. Patients aged 16 and over



**SACT** Systemic Anti-Cancer Therapy  
Chemotherapy Dataset

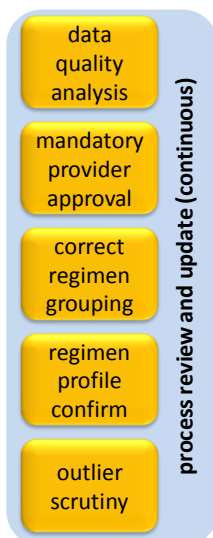
**NCIN** national cancer intelligence network  
Data provided in accordance with SACT

## SACT data and reporting quality assurance processes



1. Screen analyses for unusual patterns of activity
2. Re-analyse to confirm outlier finding
3. Seek expert opinion on current practice
4. Decide if this an issue that is:
  - a) In acceptable range but limited patient choice
  - b) Acceptable practice but worrying trend
  - c) Of potential clinical concern
5. If c, write formally to trust medical director and clinical cancer lead informing them of the finding and giving them 28 days to respond
6. In all cases continue to monitor and review practice

## SACT data and reporting quality assurance processes



*“ensuring variations in clinical practice are represented accurately in the new national cancer chemotherapy (SACT) programme”*





[www.chemodataset.nhs.uk](http://www.chemodataset.nhs.uk)

ciu@sph.nhs.uk

Helpdesk 01865 334 770